

Fund Risk



Risk scale ranging from 1 (lowest risk) to 7 (highest risk); risk 1 does not mean a risk-free investment. This indicator may change over time.

AUM - NAV

AUM : 97 M€
NAV : 1,863.33 €

Monocle Fund is a flexible fund whose main objective is to protect and develop the assets of its holders. To achieve this goal, the fund invests in the fixed income markets (min 51%) and in the equity markets (max 49%). The fund is classified as Article 8 SFDR.

Monocle's management methodology is the "reserve strategy", which consists of 1) holding reserves when asset prices are high and 2) deploying these reserves when asset prices fall. This strategy mechanically leads to a counter-cyclical exposure of the fund, which gives more control in bear markets. The management style is "value", with a resolutely "bottom-up" approach on essentially two geographical zones (Europe and North America) with a majority of large-cap companies and a reduced number of lines.

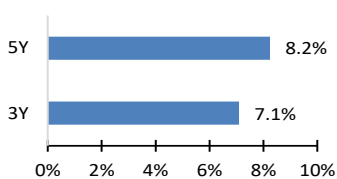
Performance

	Total Return				Annualized Return	
	YTD	1Y	3Y	5Y	3Y	5Y
Monocle :	(3.41%)	(3.60%)	+3.32%	+20.36%	+1.09%	+3.78%

Year	janv	févr	mars	avr	mai	juin	juil	août	sept	oct	nov	déc	Year
2018	(0.25%)	+178%	(2.49%)	+2.41%	+2.30%	+0.91%	+2.07%	(1.16%)	(0.84%)	+0.11%	(1.31%)	(3.22%)	+0.11%
2019	+3.97%	(0.55%)	(1.90%)	+3.74%	(1.16%)	+2.13%	(0.36%)	+0.05%	+0.76%	(0.38%)	+0.03%	(0.21%)	+6.09%
2020	(0.43%)	(0.03%)	(4.46%)	+5.03%	(0.87%)	+2.69%	(0.64%)	+0.81%	+1.83%	+0.73%	+3.40%	(1.45%)	+6.44%
2021	+10.1%	(0.71%)	+0.54%	+1.31%	+0.31%	(1.09%)	(0.47%)	+0.41%	+2.95%	(1.80%)	+1.86%	(0.08%)	+4.23%
2022	+12.2%	(2.06%)	+0.73%	+0.35%	+1.10%	(1.19%)	(0.97%)	(0.68%)	(1.62%)	(1.58%)	+2.92%	(0.04%)	(1.92%)
2023	+0.72%	(1.41%)	+0.40%	(1.07%)	+1.20%	(0.26%)	+0.70%	+2.57%	(2.89%)	(3.54%)	+6.48%	+6.00%	+7.67%
2024	+0.72%	(0.58%)	+1.20%	(1.87%)	+2.87%	(0.70%)	(1.08%)	+0.25%	+1.44%	(1.99%)	+1.81%	(0.82%)	+1.14%
2025	+2.28%	(2.85%)	(2.79%)										(3.41%)

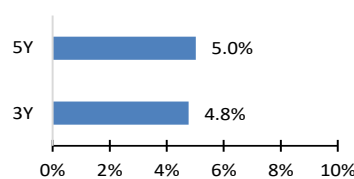
Risk Indicators

Volatility



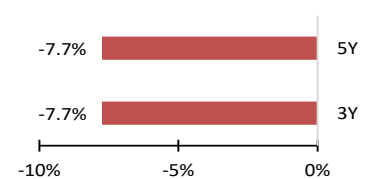
Weekly volatility on +/- moves.

Downside Volatility



Weekly volatility on - moves only.

Maximum Drawdown



Peak to trough difference on the period.

Fund Managers Comments

The fund recorded a decline of 2.79% in March, while the S&P 500 and the CAC 40 fell by 5.75% and 3.96% respectively.

On the negative side, this month we found:

- Bumble, which cost us 77bps. The loss is in line with the underperformance of US tech stocks, with the Nasdaq losing 7.68% over the period.
- Alphabet, which caused us to lose around 60bps. A flagship Nasdaq stock, it is affected by the transition to artificial intelligence, particularly challenging its search engine business. ChatGPT, its main threat in this sector, became the 5th most visited website in the world last February. We nevertheless remain positive given the group's ability to integrate its AI model into its products.
- Other detractors were Galapagos and Moderna, each costing us around 40bps without any fundamental news.

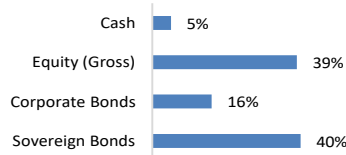
On the positive side, Ouster is bringing us 20bps following the publication of record results for 2024.

At the end of March, our net equity exposure was approaching 42%, while our corporate credit exposure remained at 16% (spreads remain very low).

Portfolio Indicators

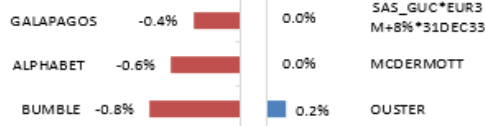
Asset Class*

* gross numbers, excluding derivatives



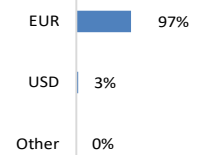
Main contributors +/-

* stock and corporate bonds only



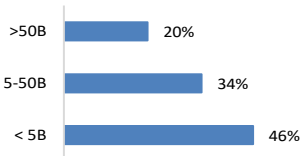
Currencies*

* net exposure



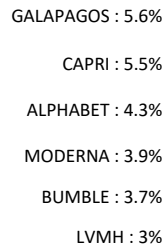
Equity indicators

Capitalization

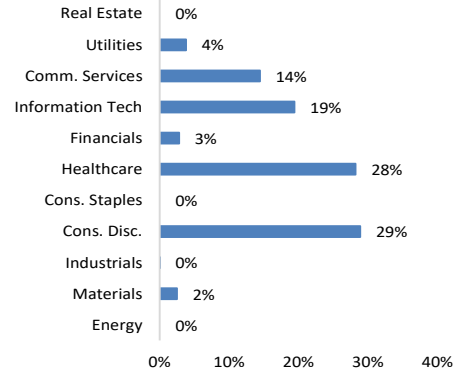


Top Positions*

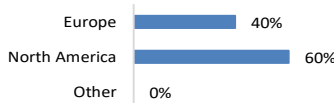
* in % of fund NAV



Sectors



Location



Credit Indicators

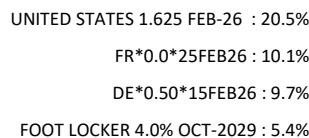
Rating

* including derivatives



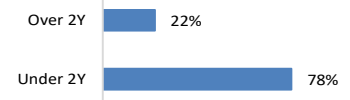
Top Positions*

* in % of fund NAV



Duration

* including derivatives



Fund Information

ISIN :	LU1116040533	Reference Indicator :	€STR capitalized +3%**
SFDR :	8	Performance Fees :	14.95% above Reference indicator**
Inception Date :	Nov-2008*	High Water Mark :	Yes (High on High)
Investment horizon:	3-5 ans	Settlement :	J+2
Currency :	Euro	Liquidity :	Daily
Legal Form:	SICAV	Depositor :	Crédit Suisse (Luxembourg)
Management Fees :	0.95%	Cut-off :	12h00 Luxembourg Time

* Launch in Nov-2008 of the lcofund, which will be absorbed by the SICAV Monocle in July 2015.

**From January 1st, 2024, 14.95% above €STR capitalized+3%, before 10% above Eurozone HICP ex Tobacco +1%

IMPORTANT: The value of the investment as well as its return may vary. Your initial investment cannot be guaranteed. Please note that the fund is subject to specific risks including discretionary management risk, equity risk, liquidity risk, credit risk, counterparty risk, sustainability risk in addition to the risk of capital loss and market risk. A more complete description of the risks is available in the fund's prospectus.

This document is a marketing communication. Please refer to the Monocle Fund prospectus and the Key Investor Information Document before making any final investment decision. Past performance is not indicative of future performance.